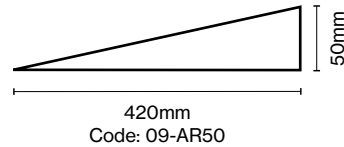
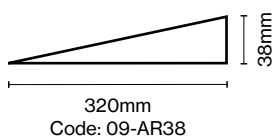
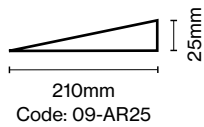


Pedestrian Ramps



Rubber Access Ramps

These ramps are used to improve access across thresholds for wheelchair users, pedestrians and where trolley access is required. Minimise potential trip hazards easily on your sites.



CODE	DESCRIPTION	SIZE (mm)
09-AR25	Rubber Access Ramp	1100(W) x 210(D) x 25(H)
09-AR38	Rubber Access Ramp	1100(W) x 320(D) x 38(H)
09-AR50	Rubber Access Ramp	1100(W) x 420(D) x 50(H)



Supagrip SafeKerb Ramp

Supagrip SafeKerb Ramps are a UK-designed kerb ramp ideal for areas with pedestrians and motor scooters. The rubber edging stops the ramp from slipping out of place.

Complies with AS1428:1 Design for Access and Mobility.



CODE	DESCRIPTION	SIZE (mm)
49-PKRS	Supagrip SafeKerb Ramp	1280(W) x 760(L)